

Tract 3141 - Building a Fire Smart Community

March 1, 2025

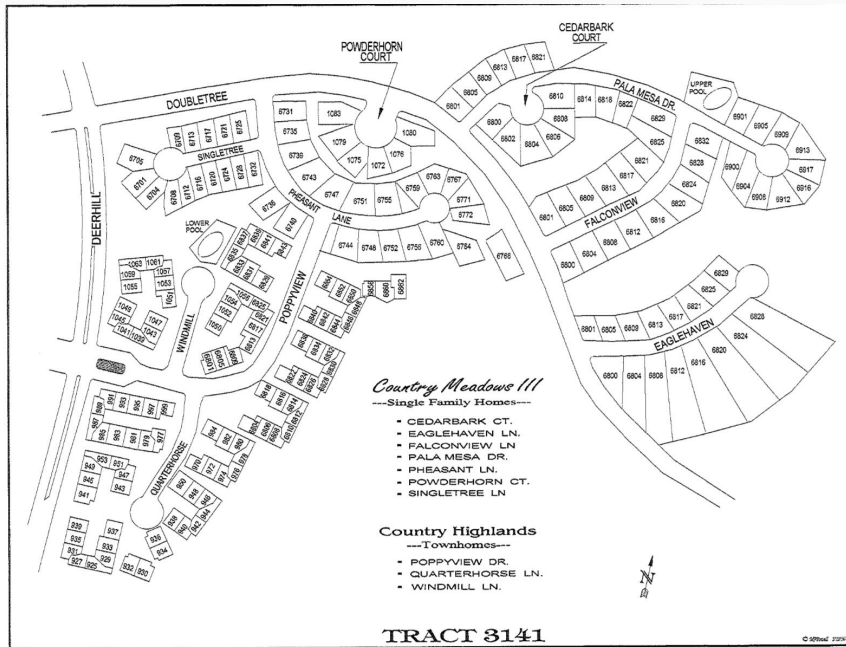


Audience

- Tract 3141 Community:

- Country Meadows III
- Country Highlands

- Anyone interested in learning more about building a Fire Smart Community



Information From:



- Volunteer organization working with FireWise, and Ventura County Fire Department to protect Oak Park from Wildfires.
 - Help educate residents on how to protect their homes and the surrounding defensible space.
 - Participate in fuel mitigation projects
- FireWise:
 - Program developed by the *National Fire Protection Association (NFPA)* that helps communities reduce the risk of wildfires. It provides education, resources, and guidance
- Ventura County Fire Department

Objective

Educate the community on things we can all do to make our community stronger against wildfires

Strengthen our community

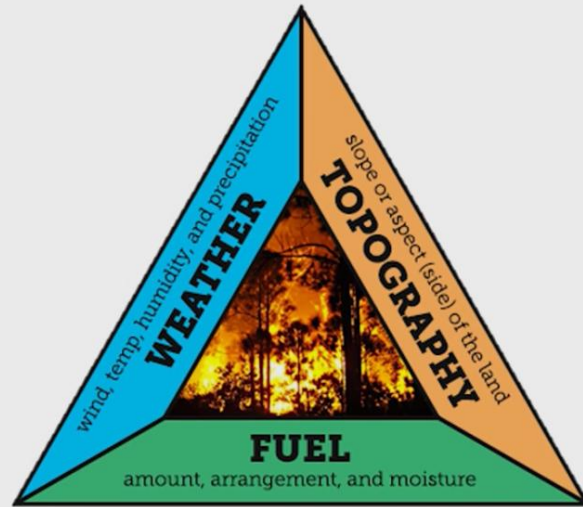
What is a WildFire?

Wild = Out of Control

It doesn't matter where
and how the fire starts

Small fire that becomes big due to fuel nearby
during a high wind / low humidity event

WILDFIRE BEHAVIOR TRIANGLE

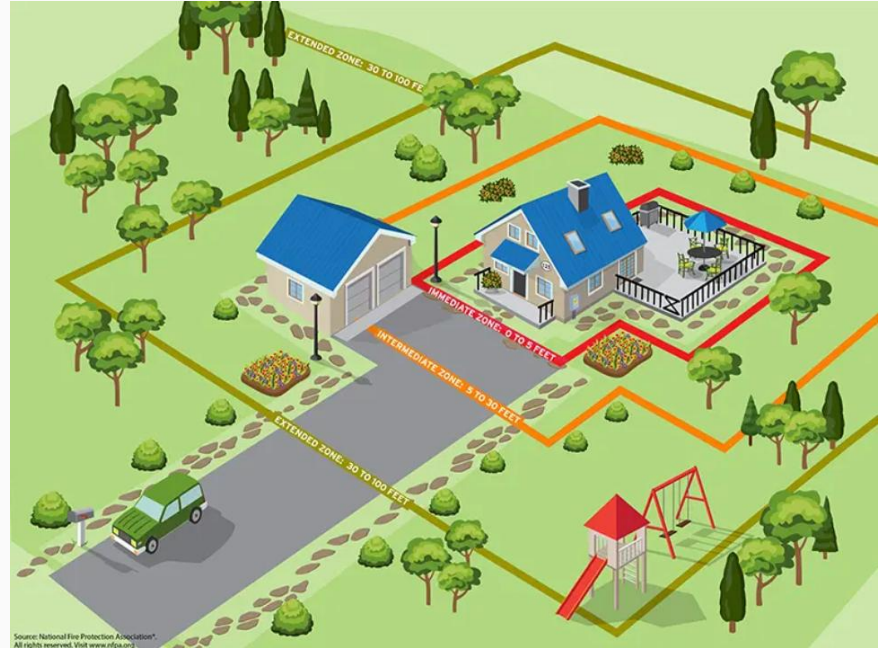


Cannot control weather and topography, but
WE CAN REDUCE FUEL !

How can we reduce the fuel?

- Don't let embers come in the house
- Don't let small flames burn your house:
Remove flammables from the 0-5 feet from your home


Research around home destruction vs. home survival in wildfires point to **embers** and **small flames** as the main way that the majority of homes ignite in wildfires.




Source: National Fire Protection Association®
All rights reserved. Visit www.nfpa.org

LET'S REDUCE FUEL

EMBERS



1/4" mesh



1/8" mesh



Fire resistant
vents

Embers can enter your house through:

1. Attic vents
2. Garage vents
3. Roof not maintained properly or has gaps
4. A broken window
5. Gaps under the door

What can we do?:

1. Install a 1/8" or smaller mesh in all vents
OR
2. Replace existing vents with Fire resistant vents (Vulcan or Brandguard)
3. Remove flammables away from potential embers entering the house

LET'S STOP THE EMBERS FROM ENTERING THE
HOME


SMALL FLAMES

Watch this video which shows the difference made by changing the landscape around your home:

<https://youtu.be/AYvwogREEk4?si=6taDFXg504o92Fyf>



The first five feet from your home is the most important.



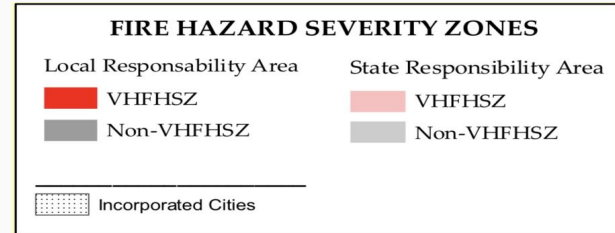
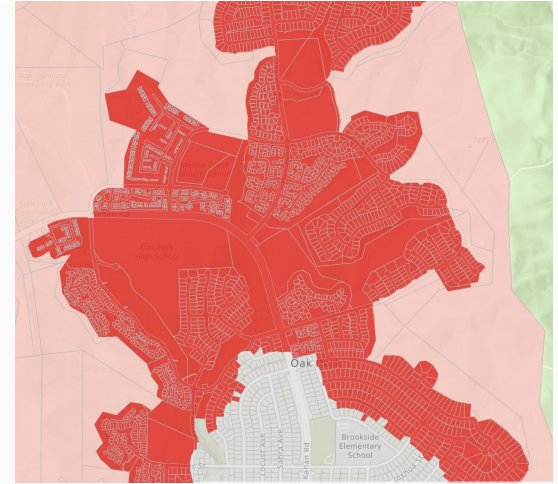
LET'S REDUCE FUEL OUTSIDE OF OUR HOMES



GUIDELINE 418 DEFENSIBLE SPACE

Where Defensible Space Is Required:

- All properties located within a Hazard Severity Zone (FHSZ), or a local Hazardous Fire Area (HFA) required to provide defensible space.
- The Zone 0 (0-5') requirements will be effective for all existing buildings starting January 1, 2024.
- This may require property owners to adjust their existing landscaping, which may include reduction and/or removal of non-compliant vegetation and other items.
- Our Community is in the Fire Hazard Severity zone



What is our HOA doing to strengthen our community against wildfires?

- Spent >\$32,000 in 2025 maintaining common areas:
 - Regularly clearing brush, trimming trees, reducing flammable vegetation.
 - Removing dead plants, weeds, and leaves from the common areas.
- In 2024 painted the outside of the townhomes with flame retardant paint and directed owners/residents to fix the wood trims as necessary.
- Recently obtained the FireWise certification for our community, which has the following benefits:
 - Insurance discounts from certain companies
 - Access to \$1500 grant for community improvements
- The HOA cannot protect our community alone.
 - **WildFire safety starts with all of us!**

What do we (Residents and owners) need to do now to protect our community?

- Create a Defensible Space (0-5 feet) around your home
- Trim trees and vegetation in your patio
- Upgrade your garage and attic vents, or install a 1/8" or smaller mesh in all your vents.
- Clean your gutters, roofs, patios and decks regularly: Remove dead plants, weeds, and leaves from gutters, roofs, decks.
- Prepare an Emergency Kit: Have an emergency supply kit ready, and ensure your family knows the evacuation plan.
- Get to know your neighbors, their needs, and strengths, so you can help each other in case of a wildfire. Exchange contact information
- Stay Informed: Monitor local fire alerts and follow and ensure your neighbors are aware of the alerts too. Sign up to receive emergency alert notifications through:
 - VCAAlert <https://www.readyventuracounty.org/vc-alert/>
 - Install the Watch Duty App in your phone

What else do we (Residents and Owners) need to do?

- Ensure your roof, wood attachments, and gutters are in good conditions
- Use Fire-Resistant Materials: Consider upgrading to fire-resistant decks and siding
- Replace your windows with double pane windows to reduce vulnerability
- Start planning to replace or remove the wood attachments under the windows for a less flammable material. Remove the vegetation under those wood attachments.
- Right before a high wind fire hazard event:
 - Store firewood and other flammable materials (including, furniture, brooms and welcome mats!) away from your home, or inside the house, away from the windows and vents.

FireWise Certification for Tract 3141:

2025

NATIONAL FIREWISE USA® PROGRAM
CERTIFICATE
OF RECOGNITION

The National Fire Protection Association acknowledges that

Tract 3141

located in Oak Park, CA

has successfully completed the Firewise USA® program's annual requirements for 2025
and is a participating site in good standing throughout the 2026 calendar year.



James T. Pauley, President, NFPA



FIREWISE USA®
RESIDENTS REDUCING WILDFIRE RISKS

January 29, 2025

Date Issued

Homework

Looking forward to have you join our efforts to strengthen our community. Here are a few things you can do:

1. Sign up under Tract 3141 in Oak Park Safe Council - <https://opfsc.org> for updates
2. Request a Free Home WildFire Assessment at Oak Park Safe Council Website/ Be Prepared
3. Implement improvements to your home
4. Record your wildfire hardening efforts at <https://opfsc.org> to help maintain the FireWise Community certification
5. Download a copy of our FireWise Certificate to show your insurance, if applicable
6. If not done already, exchange contact information with your immediate neighbors.

Contact Information

1. Angela Fusco - Tract 3141 resident -
 - a. Oak Park Fire Safe Council Volunteer - FireWise Lead for Tract 3141
 - b. Email: Angela.r@opfsc.org
2. Graelin Myers - Tract 3141 Community Property Manager - CPM - HOA
 - a. Phone: 805.987.8945 -
 - b. Email: graelin@cpm1.com
3. Peter Fehler - Agoura Fire Safe Council Lead peter@pmfcg.com
4. John Faucher - Oak Park Fire Safe Council Lead <https://opfsc.org>
5. Natasha Saxena xNatasha@venturafiresafe.org - FireWise Regional Coordinator